

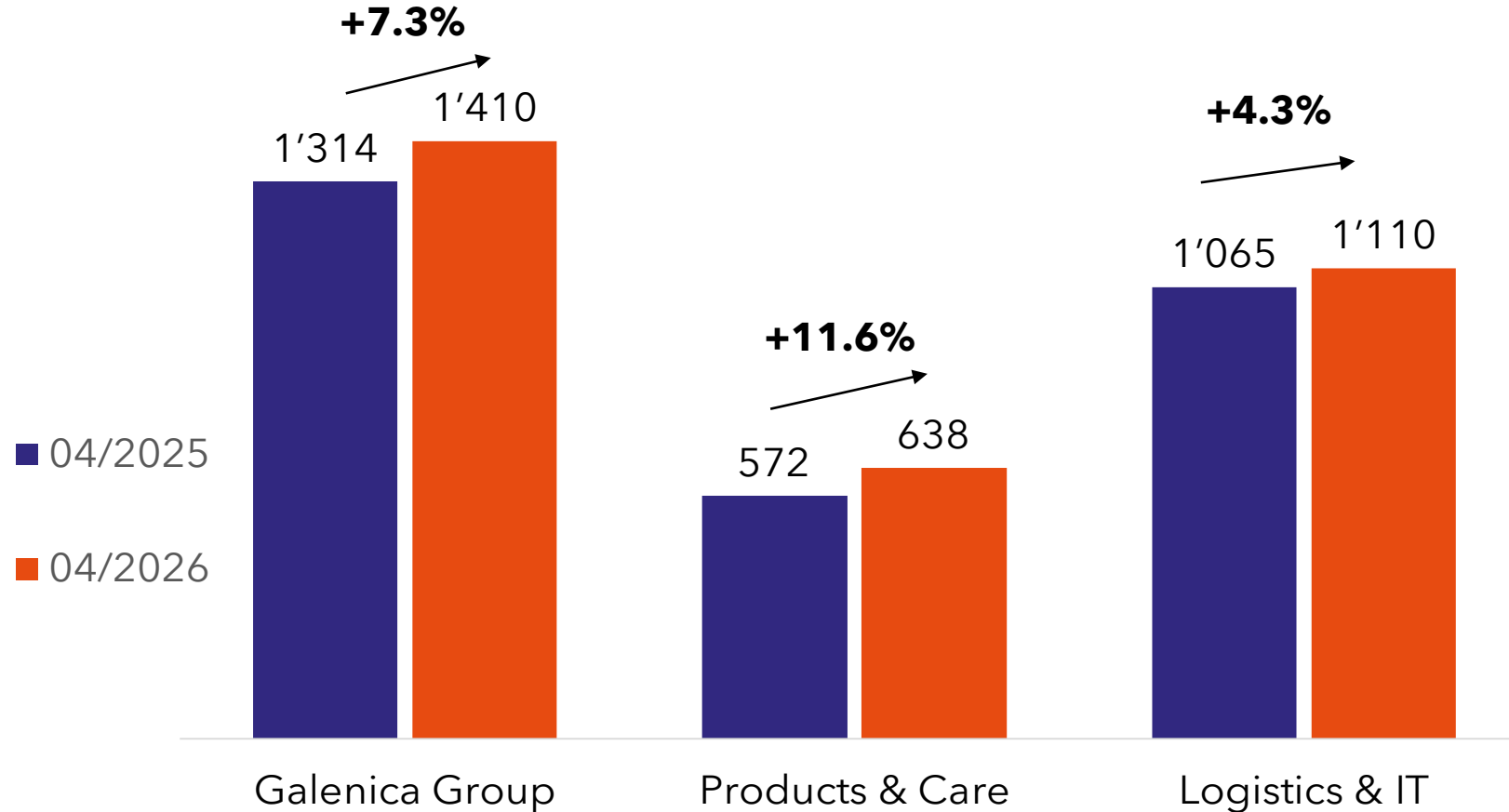
Sales update 2026

April 2026

Galenica Group

Sales growth supported by acquisition of Labor Team

Net sales (in million CHF)



Galenica Group

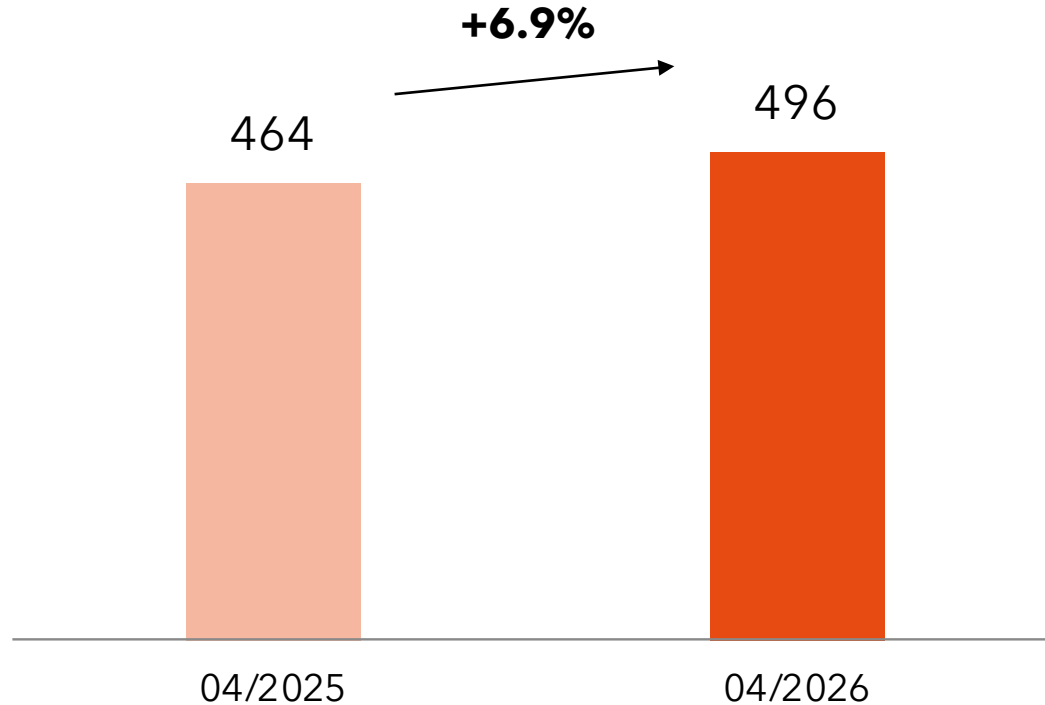
Sales growth supported by both segments

Net sales (in million CHF)	2026	2025	change
Pharmacies Omni-Channel	495.5	463.7	+6.9%
Products & Brands	62.8	72.1	-12.9%
Services & Production	41.9	38.4	+9.1%
Diagnostics	40.8	0.0	
Products & Care	637.7	571.6	+11.6%
Wholesale	1'085.1	1'039.6	+4.4%
Logistics & IT Services	25.9	26.3	-1.4%
Logistics & IT	1'110.2	1'064.8	+4.3%
Galenica Group	1'409.7	1'314.2	+7.3%

Pharmacies Omni-Channel

Growth driven by prescription medicines and acquisitions

Net sales (in million CHF)



Expansion impact¹ of **+2.9%** due to acquisition of majority stake in puravita, portfolio of local pharmacies expanded by 3 locations

AMAVITA+

SUN STORE

puravita
drogerie

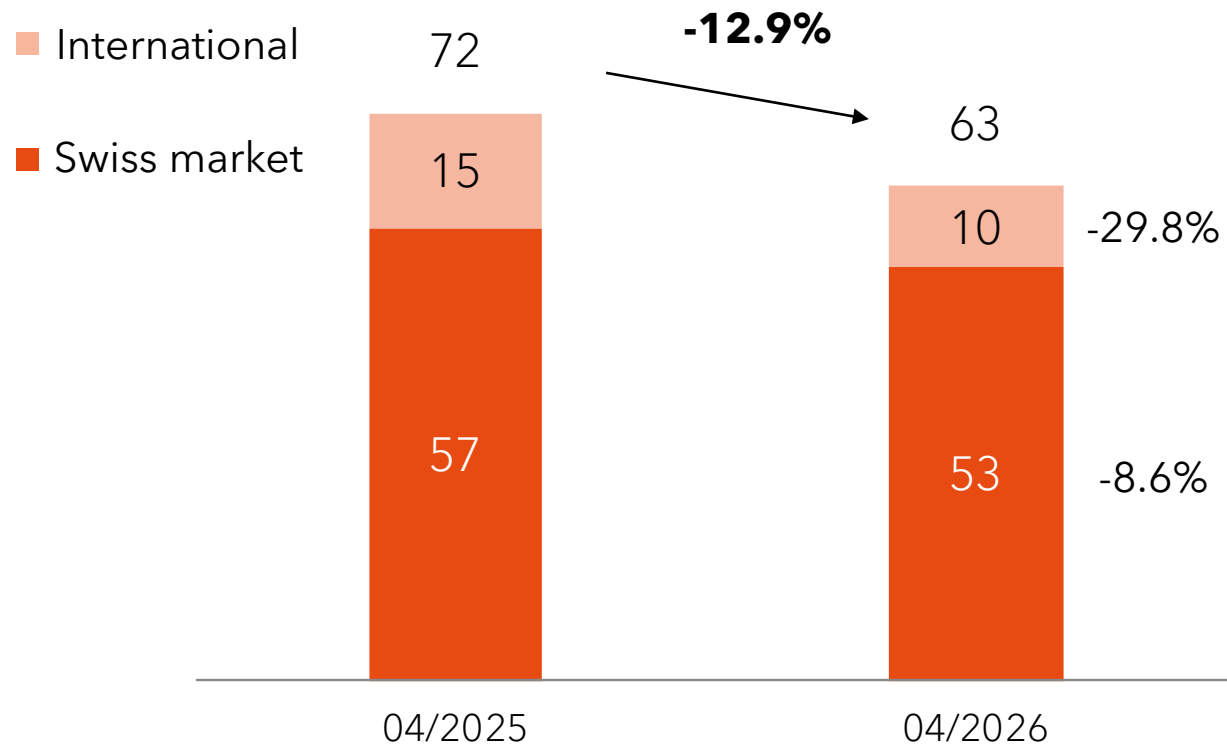
Generics substitution rate remains with **79.6%** at high level (78.1% at Dec 2025).

1) The effect of net expansion is calculated only including point of sales without a full year period comparison (acquisitions, openings and closure of pharmacies)

Products & Brands

Growth dampend by bridging stock sales in prior year

Net sales (in million CHF)



Swiss market:

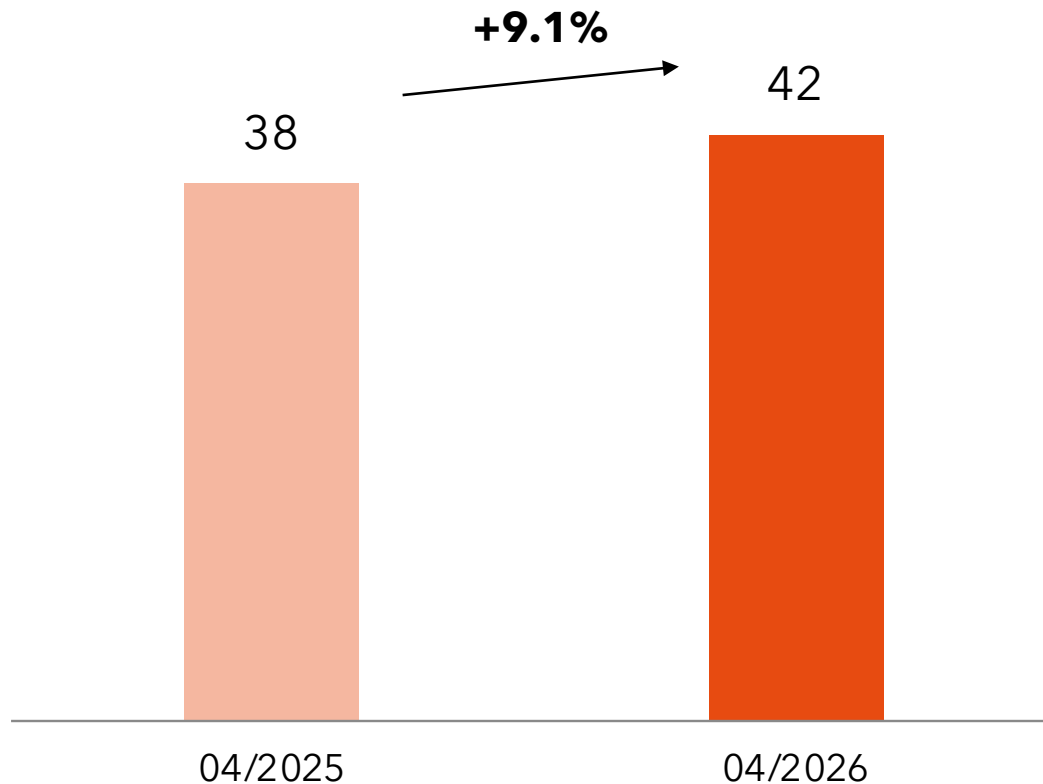
- Growth of CH market sales¹ **-2.2%**
- Market share¹ of **10.8%**

1) Product sales to end customers of Verfora, Spagyros and Padma products (like-for-like, streetprices), IQVIA PharmaTrend for pharmacies and drugstores in Switzerland, Consumer Health market YTD April 2026

Services & Production

Strong sales growth in homecare business

Net sales (in million CHF)



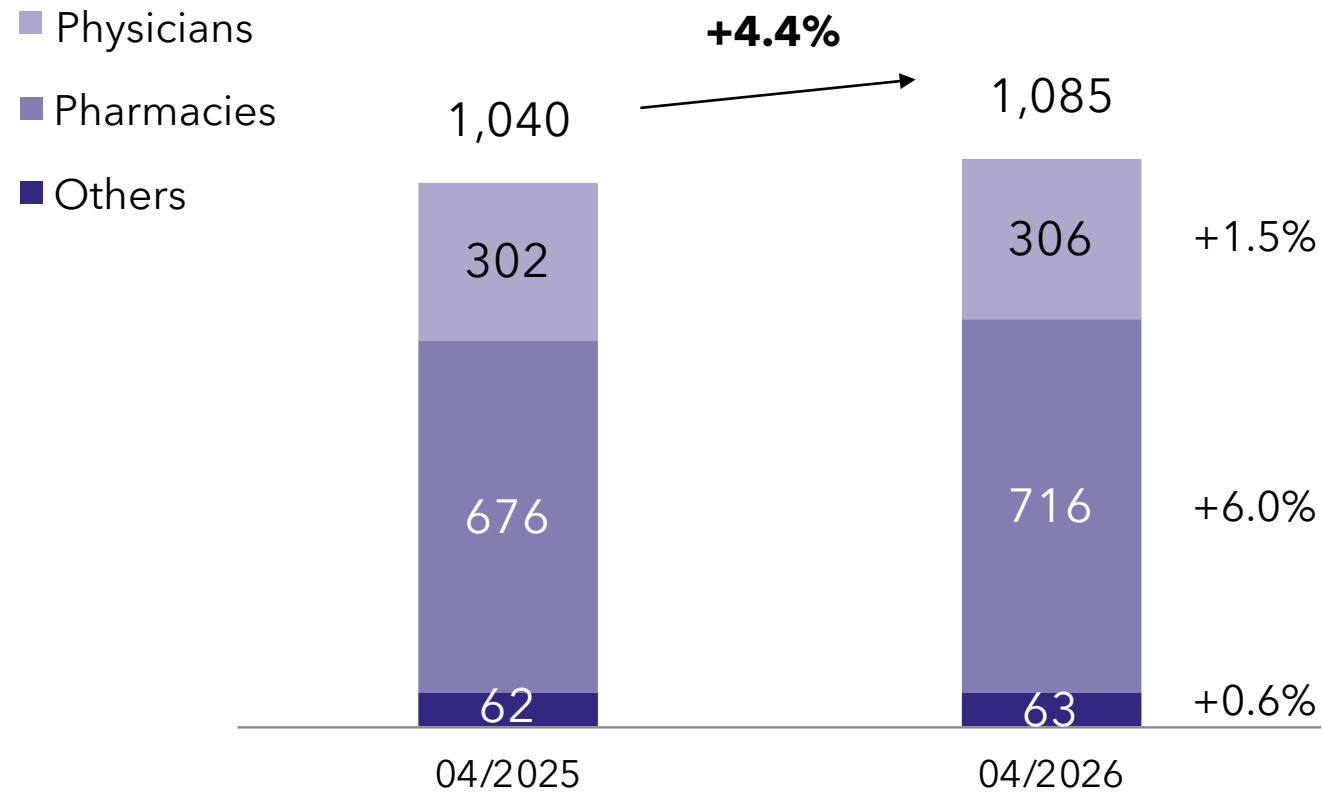
Consistent, strong growth with services for homecare organizations and nursing homes



Wholesale

Further market share gains in pharmacies segments

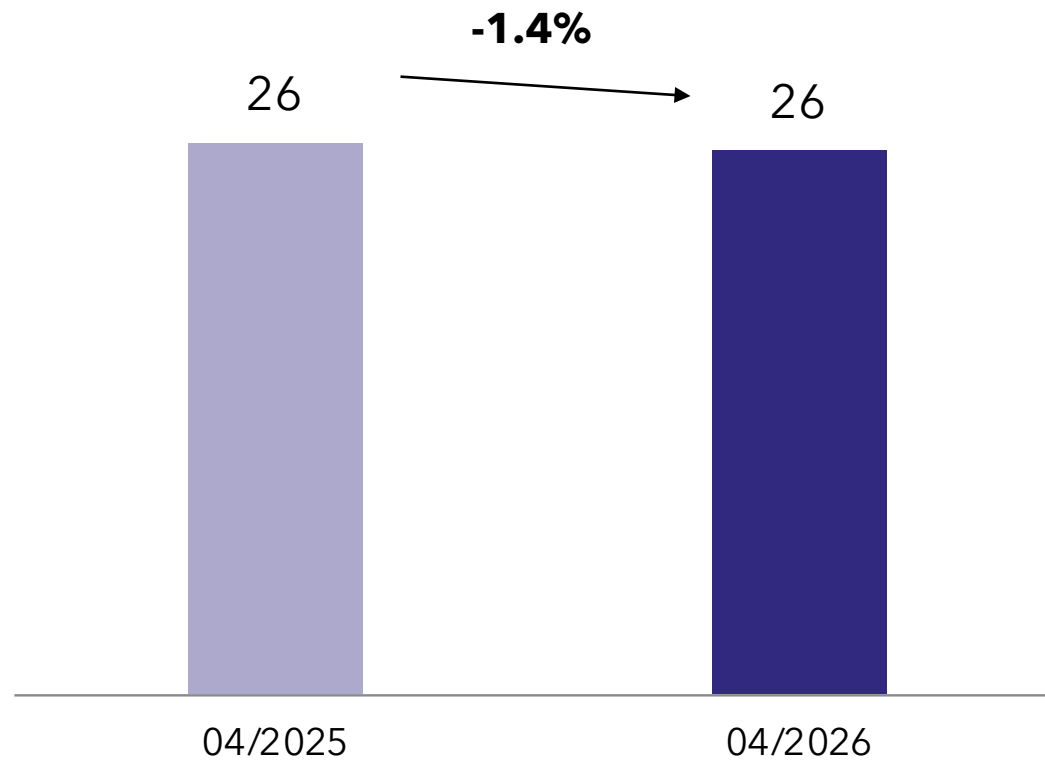
Net sales (in million CHF)



Logistics & IT Services

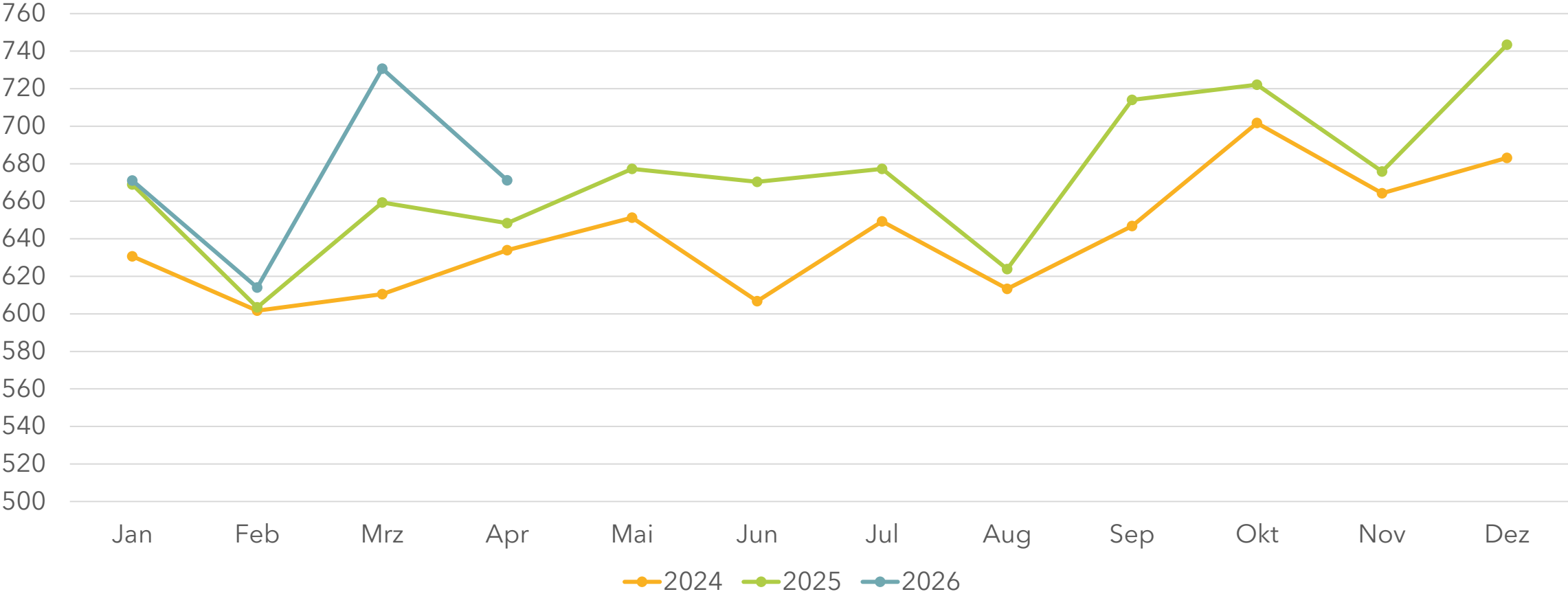
Stable development with Prewholesale and IT services

Net sales (in million CHF)



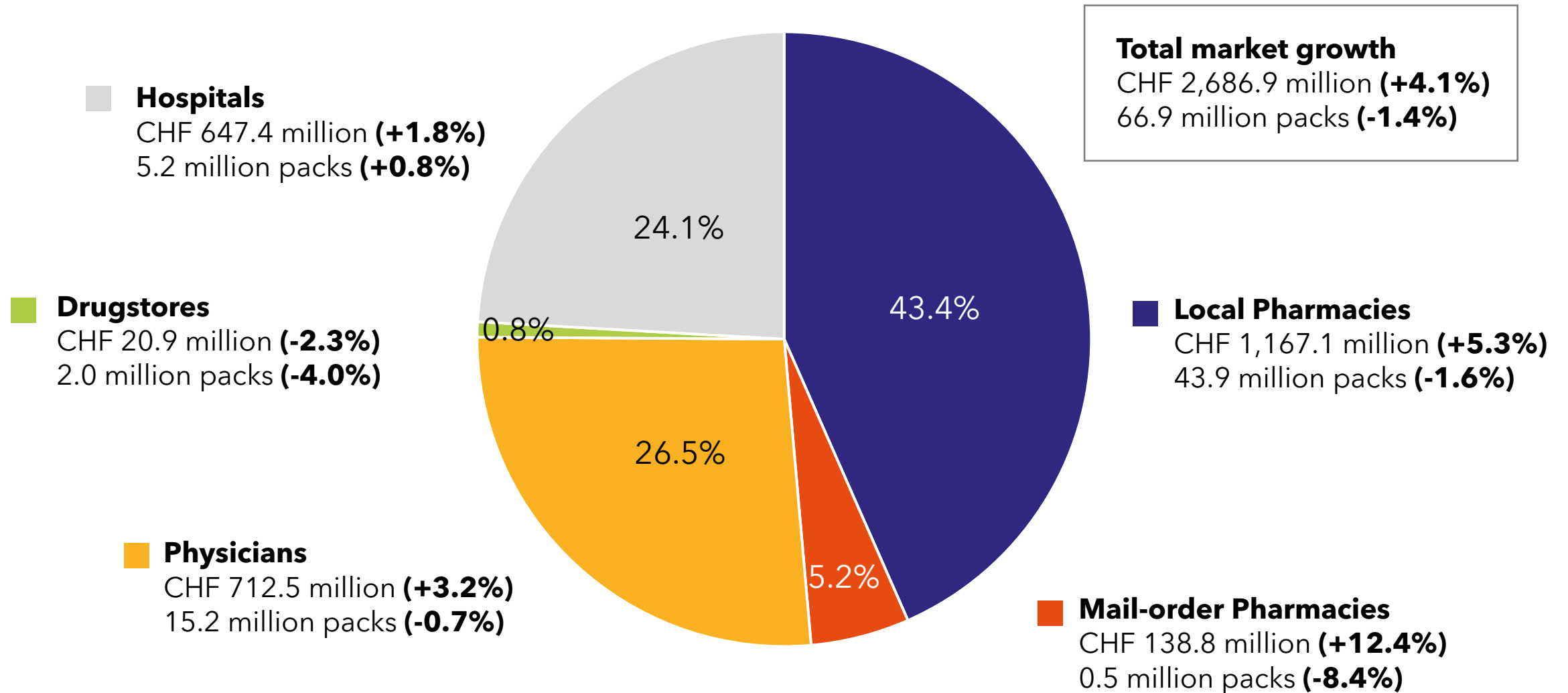
Swiss pharmaceutical market

in million CHF



Source: IQVIA APO/SD/DRO/SPI Index, Swissmedic A, B, D
Medicines Swissmedic lists A, B, D, sold from suppliers and wholesalers to hospitals, physicians, pharmacies and drugstores
© IQVIA - Swiss pharmaceutical market April 2026

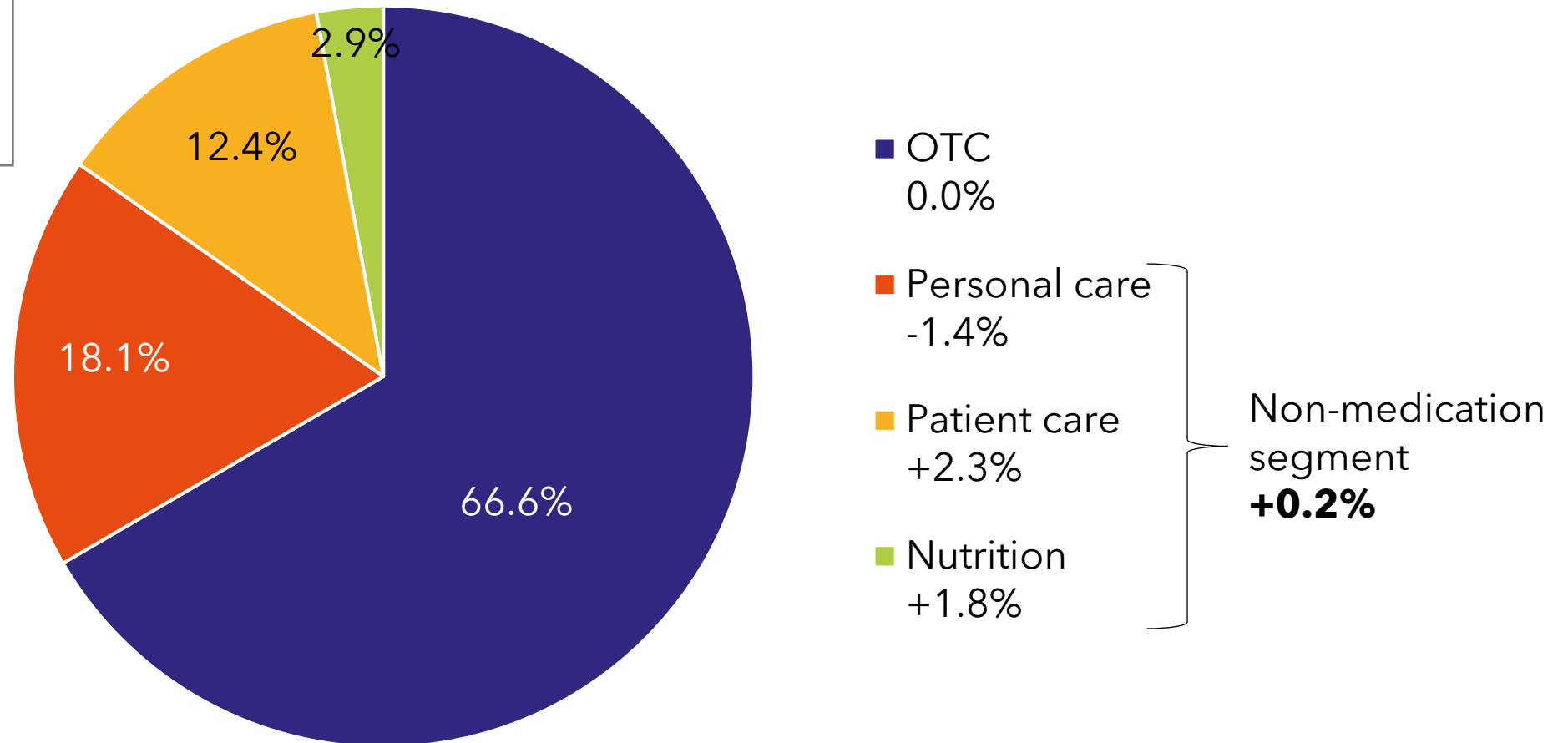
Swiss pharmaceutical market April 2026



Source: IQVIA APO/SD/DRO/SPI Index, Swissmedic A, B, D Medicines Swissmedic lists A, B, D, sold from suppliers and wholesalers to hospitals, physicians, pharmacies and drugstores
 © IQVIA - Swiss pharmaceutical market April 2026

Consumer healthcare market April 2026

Total market
CHF 871.2 million
+0.1%



Disclaimer

Disclaimer Galenica

Certain statements, beliefs and opinions in this presentation are forward-looking, which reflect the Company's or, as appropriate, the Company's directors' current expectations and projections about future events. By their nature, forward-looking statements involve a number of risks, uncertainties and assumptions that could cause actual results or events to differ materially from those expressed or implied by the forward-looking statements. These risks, uncertainties and assumptions could adversely affect the outcome and financial effects of the plans and events described herein. A multitude of factors including, but not limited to, changes in demand, competition and technology, can cause actual events, performance or results to differ significantly from any anticipated development. Forward-looking statements contained in this presentation regarding past trends or activities should not be taken as a representation that such trends or activities will continue in the future. As a result, the Company expressly disclaims any obligation or undertaking to release any update or revisions to any forward-looking statements in this presentation as a result of any change in expectations or any change in events, conditions, assumptions or circumstances on which these forward-looking statements are based. Neither the Company nor its advisers or representatives nor any of its or their parent or subsidiary undertakings or any such person's officers or employees guarantees that the assumptions underlying such forward-looking statements are free from errors nor does either accept any responsibility for the future accuracy of the forward-looking statements contained in this presentation or the actual occurrence of the forecasted developments. You should not place undue reliance on forward-looking statements, which speak only as of the date of this presentation.

Disclaimer IQVIA © 2026, IQVIA AG

All rights reserved. The information may not be duplicated, stored, processed further, nor be made accessible in whole or in part to any third party without prior express and valid written permission of IQVIA AG. Terms used in connection with data/figures such as „patient“, „doctor“, „medical practice“, „prescriber“, or „pharmacy“ do not designate any personal data but exclusively anonymous information (according to applicable, valid data protection laws).

IQVIA utilizes highly sophisticated technologies and methods in order to ensure that all its Information Services meet the applicable data protection requirements, regardless of the way data are combined.