

Groupe Galénica

Comptes annuels 2017

Felix Burkhard
CFO

Conférence de presse, 13 mars 2018

2017: une année unique!

CHF 1.95 mia.
Introduction en Bourse IPO

CHF 380 mio.
emprunts obligataires

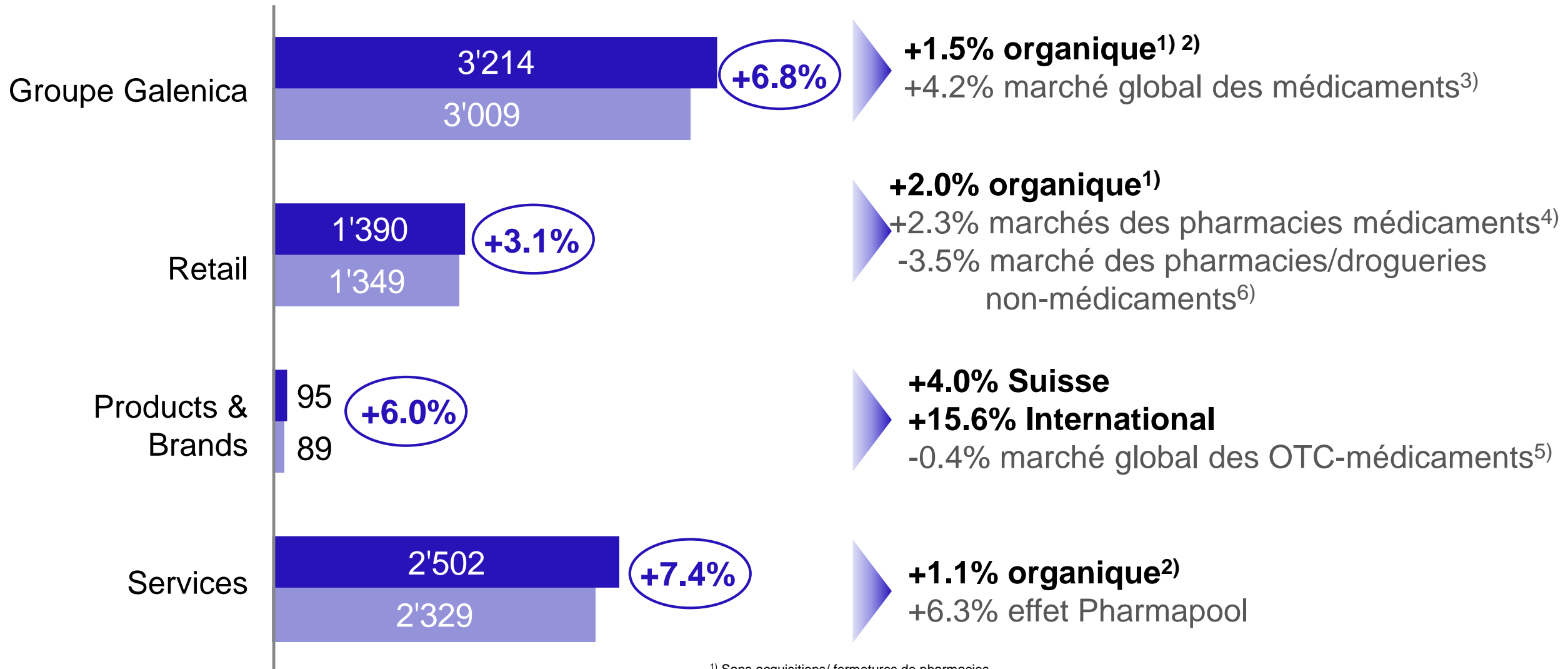
**Croissance du
CA supérieure au marché**

Rentabilité augmentée

Bilan renforcé

Croissance du CA supérieure au marché

Chiffre d'affaires net (en mio. CHF)



■ 2017 ■ 2016

¹⁾ Sans acquisitions/ fermetures de pharmacies

²⁾ Sans acquisition Pharmapool

³⁾ Produits thérapeutiques Swissmedic listes A, B, C, D ventes des fournisseurs et grossistes aux hôpitaux, médecins, pharmacies et drogueries

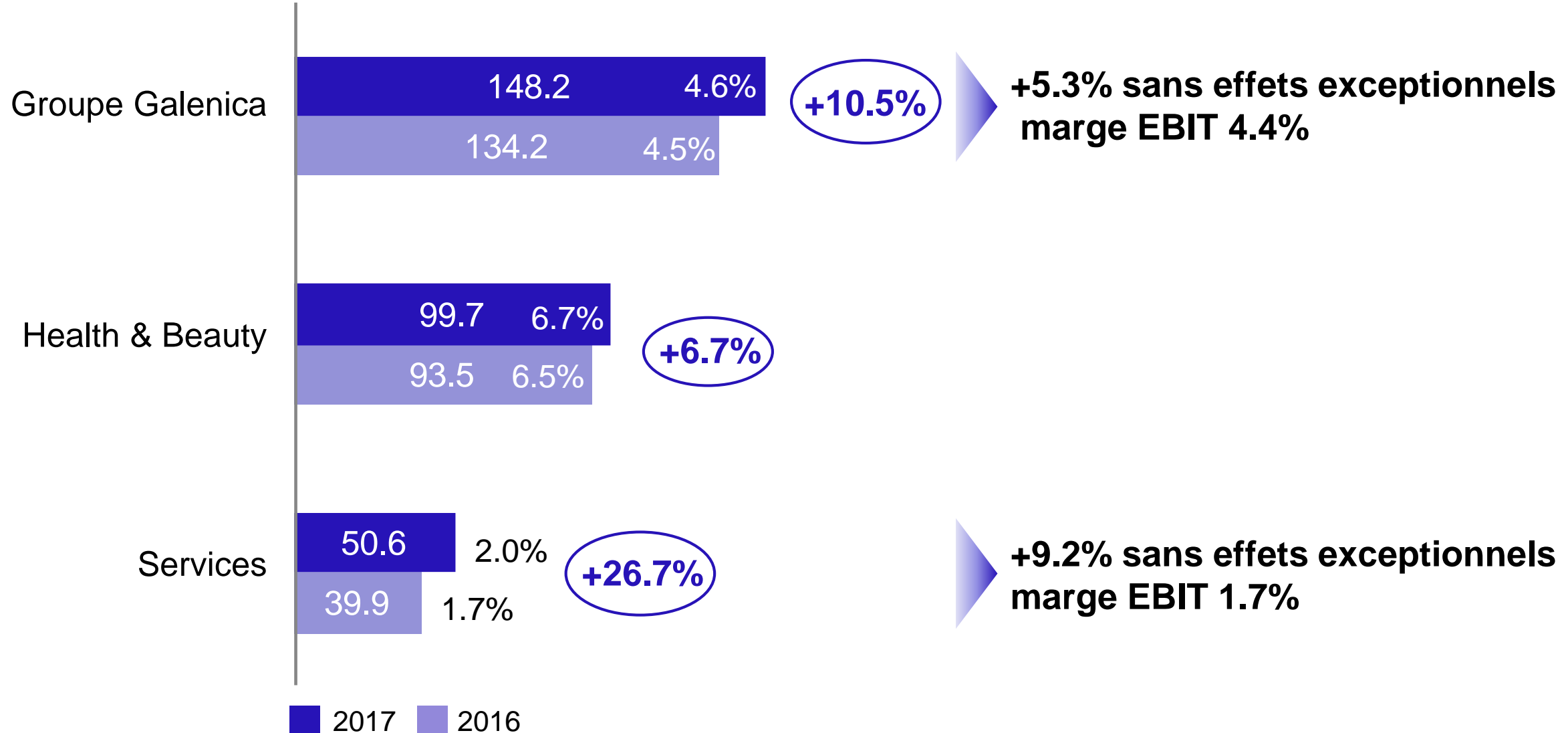
⁴⁾ Produits thérapeutiques Swissmedic listes A, B, C, D ventes de fournisseurs et grossistes aux pharmacies

⁵⁾ Produits thérapeutiques Swissmedic listes C, D

⁶⁾ IQVIA, PharmaTrend, Personal Care, Patient Care et Nutrition ventes en pharmacies et drogueries au prix public

Augmentation de la rentabilité

EBIT adj.¹⁾ / Marge EBIT (en mio. CHF / %)

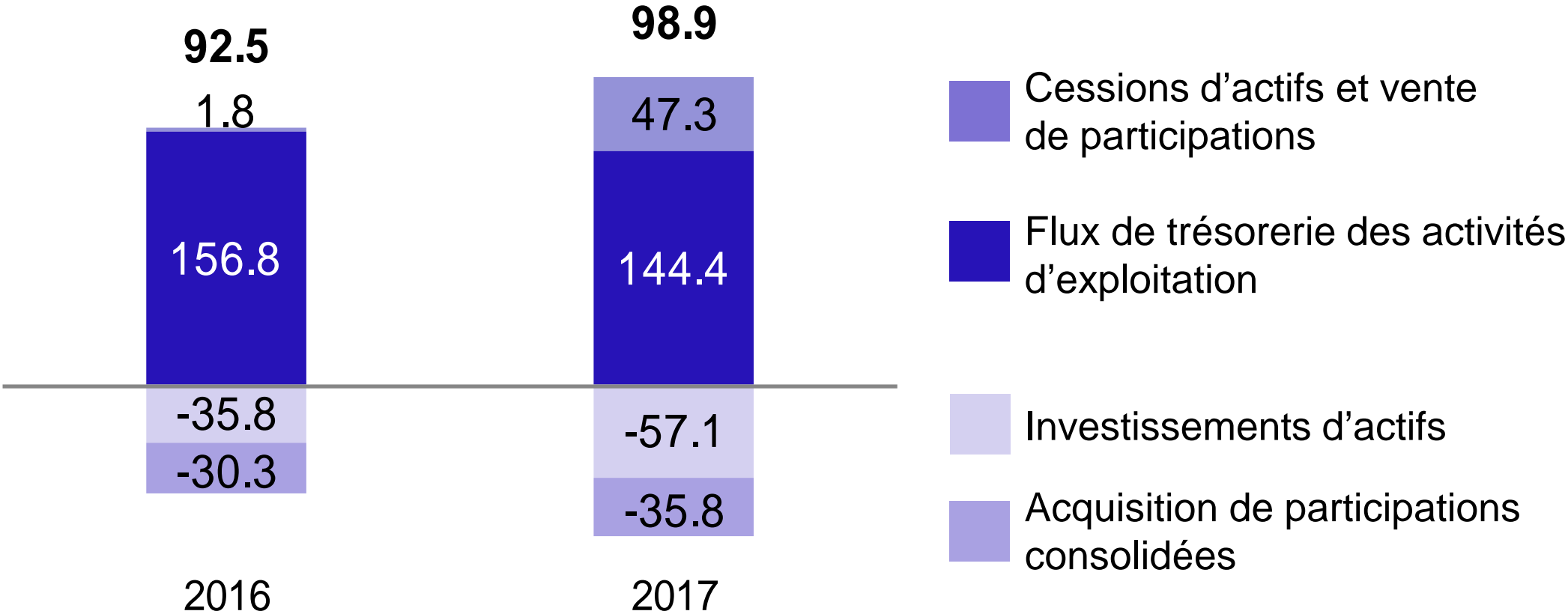


Bénéfice net supérieur aux attentes

(en mio. CHF)	2017	2016	dont effets exceptionnels 2017	
			Ventes	impôts différés
EBIT adj.¹⁾ (effet IAS19)	148.2 -6.4	134.2 -10.4	7 mio.	
EBIT	141.8	123.8	7 mio.	
Résultat financier	-1.9	-19.5		
EBT	139.9	104.3	7 mio.	
Impôts	-21.0	-20.9	-0.7 mio.	4.3 mio.
Taux d'imposition	15.0%	20.0%	+0.5%-points	+3.1%-points
Bénéfice net (effet IAS19)	118.9 -5.5	83.4 -8.7	6.3 mio.	4.3 mio.
Bénéfice net adj.¹⁾	124.4	92.1	6.3 mio.	4.3 mio.

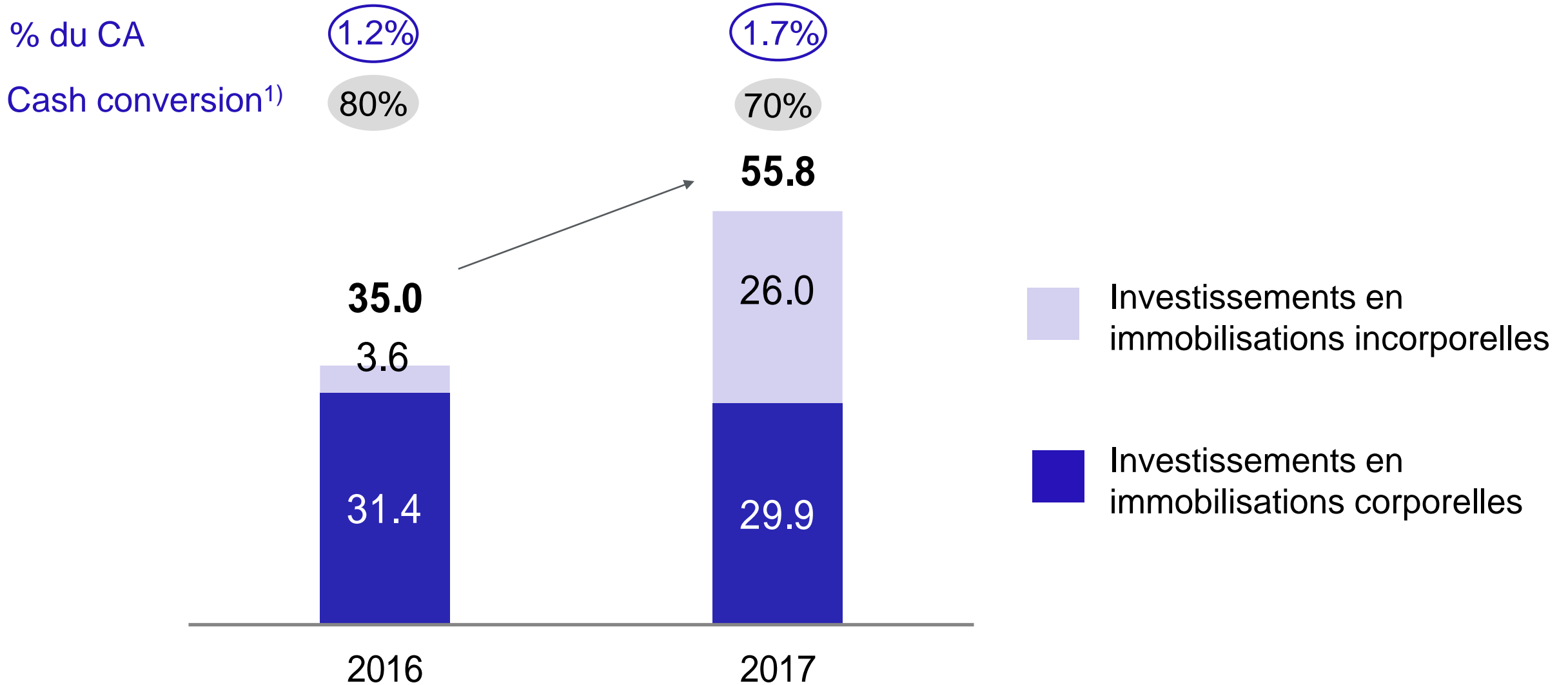
Free Cash Flow réjouissant

(en mio. CHF)



Investissements

(en mio. CHF)



Bilan solide

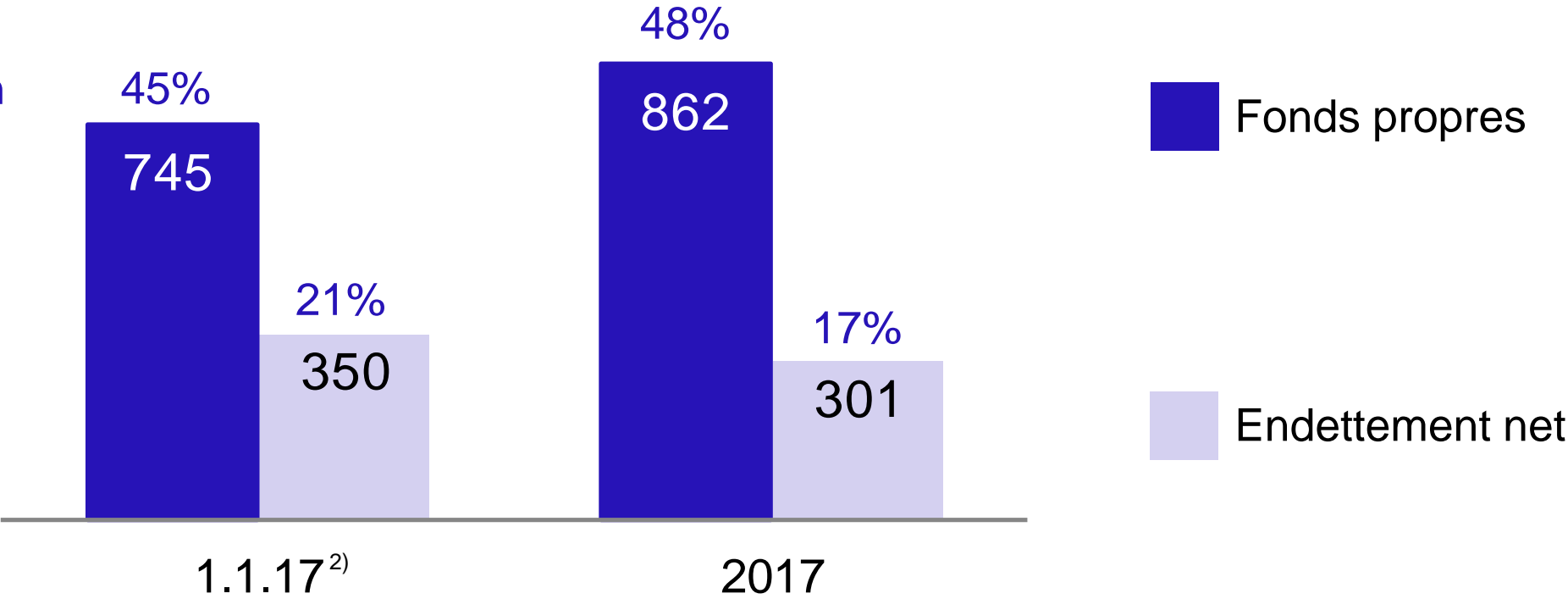
(en mio. CHF)

Debt coverage¹⁾

2.0x

1.6x

% du total du bilan



¹⁾ Endettement net / EBITDA adj., sans effet IAS19

²⁾ Fonds propres et endettement net pro-forma Bilan au 1^{er} janvier 2017

Perspectives

Dividendes 2017

→ CHF 1.65 dividende par action sur la réserve d'apport en capital

Perspectives 2018

→ Croissance du chiffre d'affaires 2% à 3%

→ EBIT (sans effet IAS19) de l'ordre de celui réalisé en 2017

→ Dividende 2018 au moins au niveau de l'année précédente

Disclaimer

Certain statements, beliefs and opinions in this presentation are forward-looking, which reflect the Company's or, as appropriate, the Company's directors' current expectations and projections about future events. By their nature, forward-looking statements involve a number of risks, uncertainties and assumptions that could cause actual results or events to differ materially from those expressed or implied by the forward-looking statements. These risks, uncertainties and assumptions could adversely affect the outcome and financial effects of the plans and events described herein. A multitude of factors including, but not limited to, changes in demand, competition and technology, can cause actual events, performance or results to differ significantly from any anticipated development. Forward-looking statements contained in this presentation regarding past trends or activities should not be taken as a representation that such trends or activities will continue in the future. As a result, the Company expressly disclaims any obligation or undertaking to release any update or revisions to any forward-looking statements in this presentation as a result of any change in expectations or any change in events, conditions, assumptions or circumstances on which these forward-looking statements are based. Neither the Company nor its advisers or representatives nor any of its of their parent or subsidiary undertakings or any such person's officers or employees guarantees that the assumptions underlying such forward-looking statements are free from errors nor does either accept any responsibility for the future accuracy of the forward-looking statements contained in this presentation or the actual occurrence of the forecasted developments. You should not place undue reliance on forward-looking statements, which speak only as of the date of this presentation.